



MATHEMATICS  
Ch -7 jugs and mugs

Name : \_\_\_\_\_







Date \_\_\_\_\_

Class: II Sec: \_\_\_\_

# Measuring Volume













Estimate the volume each object can hold. Then find the actual amount that each container or one similar can hold.

Item	Estimate	Actual Volume
		
		
		
		
		
		

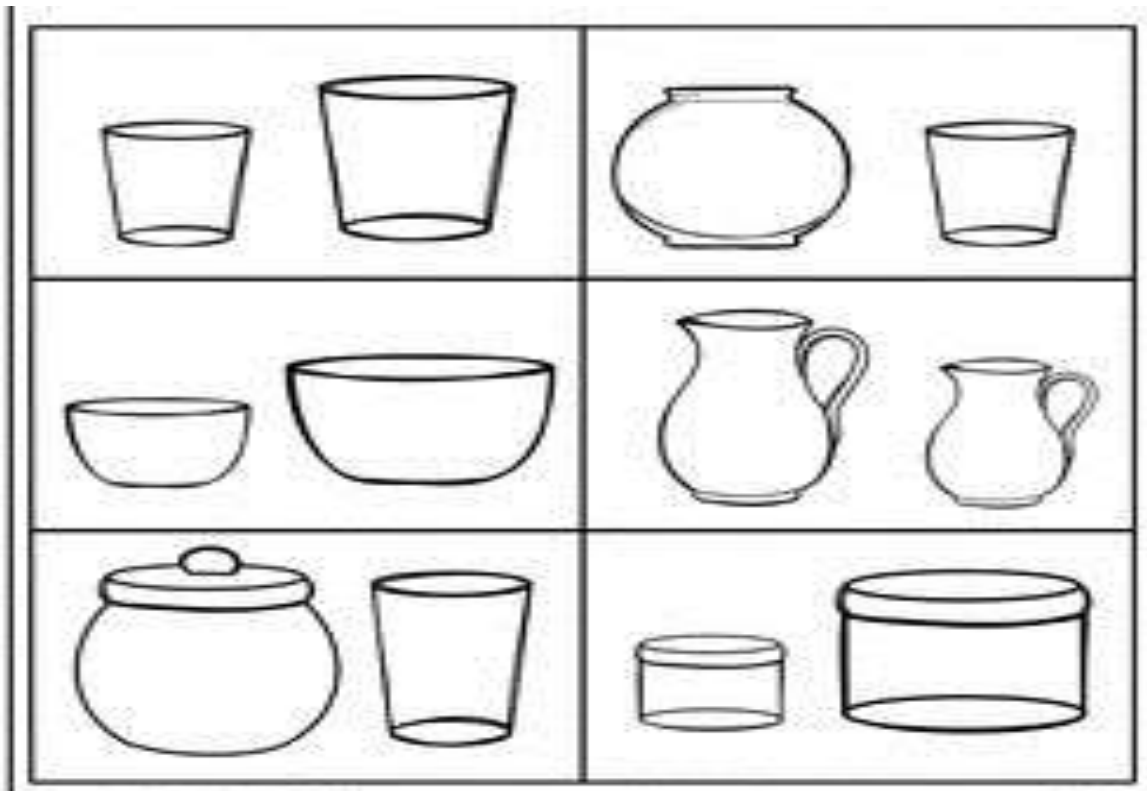


# INDIAN SCHOOL NIZWA - ASSESSMENT

Tick (✓) the containers that hold more water n cross (X) the containers that hold less water. Fill in the blanks with **more** or **less** in the spaces provided.

	Object A	Object B	More or less
①	 <input type="checkbox"/>	 <input type="checkbox"/>	The jug has _____ water but the cup has _____ water.
②	 <input type="checkbox"/>	 <input type="checkbox"/>	The mug has _____ water but the bottle has _____ water.
③	 <input type="checkbox"/>	 <input type="checkbox"/>	The glass has _____ water but the carton has _____ water.
④	 <input type="checkbox"/>	 <input type="checkbox"/>	The flower vase holds _____ water than the bowl.
⑤	 <input type="checkbox"/>	 <input type="checkbox"/>	The pail holds _____ water than the pot.

## CIRCLE WHICH CONTAINER HOLDS THE MOST



© Teachingwithaheart.com 2015